




## Logo space


- Maximum capacity 6kg
- Transport of children is not allowed
- Always hold the handle when using it on a sloping platform
- Prohibition to use on escalators

**In Pet Basket nesting is not possible !!**



## Kit components:

- plastic box for pets
- one label with safety information for using the pet box
- two side panels for the basket ("best friends on board")
- 8 pins for fixing panels




## Pet box assembly kit



Use a fibreboard as a template to drill the holes with a 6 mm drill bit



Fix the panels using the dowels provided



Loosen the two sealing screws using a cross screwdriver and an 8 mm hex key.



Place the basket on the back of the 80lt trolley, fitting the two oval brackets.



After turning both ovals, secure them



**The pet trolley is ready**  
NOTE It is very important to follow the 4 basic rules written on the back of the bin