












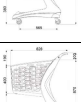

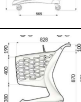







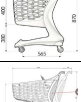

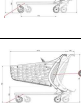










Shopping Trolleys Rabtrolley

















User Manual

Ed. 2022 rev 01

II. Shopping trolleys Technical data :

| | Trolley Type | Component Material Type | | Baby Seating Availability | Capacity Lt | Loading Kg | Trolley drawing | Dimensions of trolley in mm from side * width of handle/front * height at handle/front | Nesting - first dimension + each additional trolley | Trolley weight Kg |
|---|----------------------|-------------------------|--|---------------------------|-------------|------------|---|--|---|-------------------|
| | | Raw material Type | Material of construction - steel frame | | | | | | | |
|  | Twinst SAVE THE SEA | Plastic Material | Oval Tube + Electrolytic galvanizing + powder coating RAL 9007 | NA | 86 | 86 |  | 620x540/372x1045/832 | 620+129+... | 15 |
|  | Twinst ECO BLACK | Plastic Material | Oval Tube + Electrolytic galvanizing + powder coating RAL 9007 | NA | 86 | 86 |  | 620x540/372x1045/832 | 620+129+... | 15 |
|  | Twinst BAG | Plastic Material | Oval Tube + Electrolytic galvanizing + powder coating RAL 9007 | NA | | |  | 620x540/372x1045/832 | 620+129+... | 10,7 |
|  | Mini 80 Eko Color | Plastic Material | NA | NA | 80 | 40 |  | 828x500/371x970/780 | 828+110+... | 8,5 |
|  | Mini 80 Save the Sea | Plastic Material | NA | NA | 80 | 40 |  | 828x500/371x970/780 | 828+110+... | 8,5 |
|  | Mini 80 Eko Black | Plastic Material | NA | NA | 80 | 40 |  | 828x500/371x970/780 | 828+110+... | 8,5 |
|  | Mini 80 Glamour | Plastic Material | NA | NA | 80 | 40 |  | 828x500/371x970/780 | 828+110+... | 10,5 |
|  | Mini 90 Eko Color | Plastic Material | NA | Yes | 90 | 40 |  | 828x500/371x970/780 | 828+110+... | 9,5 |
|  | Mini 90 Save the Sea | Plastic Material | NA | Yes | 90 | 40 |  | 828x500/371x970/780 | 828+110+... | 9,5 |
|  | Mini 90 Eko Black | Plastic Material | NA | Yes | 90 | 40 |  | 828x500/371x970/780 | 828+110+... | 9,5 |
|  | Mini 90 Glamour | Plastic Material | NA | Yes | 90 | 40 |  | 828x500/371x970/780 | 828+110+... | 11,5 |
|  | Samba Eco Color | Plastic Material | Oval Tube + Electrolytic galvanizing + powder coating RAL 9007 | Yes | 130 | 130 |  | 1016x601/ 382x1025/ 783 | 1016+140+... | 16 |
|  | Samba Eco Black | Plastic Material | Oval Tube + Electrolytic galvanizing + powder coating RAL 9007 | Yes | 130 | 130 |  | 1016x601/ 382x1025/ 783 | 1016+140+... | 16 |
|  | Samba Save The Sea | Plastic Material | Oval Tube + Electrolytic galvanizing + powder coating RAL 9007 | Yes | 130 | 130 |  | 1016x601/ 382x1025/ 783 | 1016+140+... | 16 |
|  | Samba Glamour | Plastic Material | Oval Tube + Electrolytic galvanizing + powder coating RAL 9007 | Yes | 130 | 130 |  | 1016x601/ 382x1025/ 783 | 1016+140+... | 17 |
|  | MIDI Eko | Plastic Material | NA | Yes | 160 | 160 |  | 1060x595/ 374x1060/ 905 | 1060+230+... | 20 |
| | MAXI Eko | Plastic Material | NA | Yes | 210 | 210 | | 1060x595/ 374x1060/ 905 | 1258+230+... | 21,5 |

| Version | Material | Colours |
|--|--|-----------------------|
|  EKOBLACK (formerly Eko) | 100% post-industrial recycled plastic | black RAL 9005 |
|  EKO COLOR (formerly Basic) | 100% recycled plastic | various colours |
|  SAVE the SEA | 100% recycled plastic with 70% from the sea cleaning | granite grey RAL 7026 |

| MODEL OF TROLLEY | PW in kg / trolley |  100% post-industrial recycled plastic |  100% recycled plastic |  100% recycled plastic with 70% from the sea cleaning |
|---|--------------------|--|---|---|
|  PANARO 55L | 1,8 KG |  |  |  |
|  twinst 86L | 5 KG |  |  |  |
|  mini 80L | 6,8 KG |  |  |  |
|  mini 90L | 8 KG |  |  |  |
|  samba 130L | 7,6 KG |  |  |  |
|  MIDI 160L | 10 KG |  |  |  |
|  MAXI 210L | | | | |

*PW = plastic waste (recycled plastic) in kilograms used per 1 trolley

Rabtrolley shopping trolley are not only produced with recycled plastics, they can be also recycled at the end of their life, furthermore they can be reused in the production of new trolleys.

Thus **Rabtrolley shopping trolleys** are eco-friendly because they are both **recycled & recyclable**.

**not applicable for components made of PC: MIDI / MAXI trolley baskets and Glamour versions of trolleys MINI & Samba*

| Trolley Type | Accessories | | | | | | | | | |
|----------------------|-------------|----|----|-----|-------|-------|-----|----|----|--|
| | TW | CL | BS | PSB | PL 10 | PL 12 | MSB | SH | PH | |
| Twinst SAVE THE SEA | O | O | NA | NA | O | O | S | O | O | |
| Twinst ECO BLACK | O | O | NA | NA | O | O | S | O | O | |
| Twinst BAG | O | O | NA | NA | O | O | S | O | O | |
| Mini 80 Eko Color | O | O | NA | S | NA | NA | NA | NA | NA | |
| Mini 80 Save the Sea | O | O | NA | S | NA | NA | NA | NA | NA | |
| Mini 80 Eko Black | O | O | NA | S | NA | NA | NA | NA | NA | |
| Mini 80 Glamour | O | O | NA | S | NA | NA | NA | NA | NA | |
| Mini 90 Eko Color | NA | O | S | O | NA | NA | NA | NA | NA | |
| Mini 90 Save the Sea | NA | O | S | O | NA | NA | NA | NA | NA | |
| Mini 90 Eko Black | NA | O | S | O | NA | NA | NA | NA | NA | |
| Mini 90 Glamour | NA | O | S | O | NA | NA | NA | NA | NA | |
| Samba Eco Color | O | O | S | NA | O | O | O | O | O | |
| Samba Eco Black | O | O | S | NA | O | O | O | O | O | |
| Samba Save The Sea | O | O | S | NA | O | O | O | O | O | |
| Samba Glamour | O | O | S | NA | O | O | O | O | O | |
| MIDI Eko | O | O | S | O | O | O | NA | O | O | |
| MAXI Eko | O | O | S | O | O | O | NA | O | O | |

| Legenda Options: | |
|---------------------------|-------|
| Travelator Wheels | TW |
| Coin Lock | CL |
| Baby Seating | BS |
| Plastic Shelf for Bottles | PSB |
| Plastic Wheels 100 | PW 10 |
| Plastic Wheels 125 | PW 12 |
| Metal Shelf for Bottles | MSB |
| Scanner Holder | SH |
| Phone Holder | PH |
| Serial | S |
| Option | O |
| Not Available | NA |

PROPER USE OF TROLLEY

The Rabtrolley® shopping trolleys have been designed for the storage and transportation of commercial goods during the shopping in the sales points.

The shopping trolley should be used according to its destination. **It is not allowed to use the trolley for other purposes.**

Never allow the use of damaged or defective shopping trolley, whenever noticed any defective trolley, it should be immediately removed from use and repaired / replacement of a broken component. There should be carried out periodic inspections of the technical condition of trolleys, not less frequently than every 6 months.

CARRYING CHILDREN


It is allowed to carry children **ONLY INSIDE THE SPECIALLY ADAPTED FOR THAT BABY SEATS (if available on the Trolley model)**

The trolley is equipped with a folded baby-seat integrated with its hinged flap. The maximum permitted weight of the child is **15 kg**.



On the handle of the trolley there have been stamped a pictorial instruction of **improper use** of trolleys:

1. It is forbidden to climb a shelf for bottles and dangle on the back side of the trolley
2. It is forbidden to climb a trolley's frame and dangle on the front side of the trolley
3. It is forbidden to carry children inside the trolley's basket



PARKING OF TROLLEYS

Shopping trolleys should be parked in a designated place, in rows arranged by inserting one trolley into another.

ATTENTION! The trolley is equipped with a hinged flap that rises and falls allowing the nesting of trolleys, that means parking of trolleys one into another creating appropriate rows. At the parking or collecting of trolleys it is necessary to be careful. Make sure that the basket of trolley is empty, do not put hands into the basket while parking and collection of the trolley. In the case of models equipped with a flap integrated with a seat for a child, before parking remove the child from the seat. During the shopping with children, it is necessary to make sure that the child does not put your hands into the basket.

If the trolley is equipped with a coin-lock system, during its collecting and parking should be followed the below described instruction.

COIN-LOCK SYSTEM (for Trolley version with Lock)

Coin locks are situated on the trolley's handle and they fit to the currency indicated on the coin slot. The use of an inappropriate coin can block the coin slot.



HOW TO GET THE TROLLEY

1. Put a coin into the coin slot of the last trolley.
2. After inserting a coin, the key at the end of the chain connecting the trolleys will be unlocked



HOW TO REPLACE THE TROLLEY

1. Put the last trolley's key into the other side of the coin slot on the your trolley's handle
2. After inserting the key, the coin will be automatically ejected from the coin slot.

SHELF FOR BOTTLES (OPTIONAL)

Rabtrolley Trolleys can be with a shelf for bottles. The shelf for bottles is situated on the back side of the trolley, below the handle and below the basket's level. The maximal load capacity of the shelf is 15 kg.

ATTENTION! Do not step on the shelf for bottles and do not carry children on it.

DIVIDER FOR CHEMICAL PRODUCTS (OPTIONAL for Samba, Maxi)

Models of capacity 130 l and 210L. can be equipped with a divider for chemical products which is assembled into the forward part of the basket.

PASSENGERS' CONVEYORS AND TRAVELATORS (for Trolley version with Travelator wheels)

On passenger conveyors it is forbidden to use trolleys that are not adapted for that.

Rabtrolley® shopping trolleys can be optionally equipped with proper castors designed for being used on travelators, such trolleys have a special mark on the handle as it is shown on the picture beside.

In accordance with current European Union standards UNI EN 1929 - 2 and UNI EN 1929 – 4 it is recommended to place the symbol of passengers' conveyors at the entrance to them; standards provide the placement of the symbol of passengers conveyors on white or green background (minimum dimensions: 80 x 80 mm) and affixing the image with following verbal instructions in a local language:

- LEAD THE TROLLEY HOLDING ITS HANDLE
- MAXIMUM ALLOWED LOAD CAPACITY OF TROLLEYS USED ON TRAVELATORS ARE:
 - 20Kg Mini, 86Kg Twinst, 130Kg Samba, 160Kg Midi-Maxi-Valzer
- DO NOT PLACE HEAVY PRODUCTS ON FRONT OF THE TROLLEY
- ON PASSENGERS CONVEYORS DO USE ONLY THE TROLLEYS ADAPTED TO THAT
- DO NOT RELEASE THE TROLLEY'S HANDLE ON TRAVELATOR
- THE CONTENT OF THE BASKET CAN NOT PROTURDE OUTSIDE



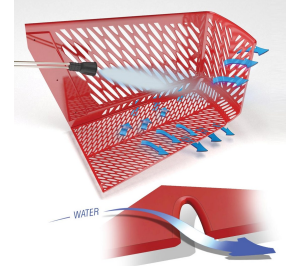
CLEANING

In order to maintain hygiene we recommend to clean shopping trolleys periodically, at least once every 6 months.

Do not use chemical products for cleaning because they can deteriorate mechanic characteristics of the material!

For cleaning we recommend to use only soap and water at temperature below 60°C.

Thanks to specially designed shape of the perforation of Rabtrolley® shopping trolleys that facilitates the flow of water on the surface of the basket speeding up the cleaning and hindering the deposition of dust on the superficies of the trolley's basket.



MAINTENANCE AND STORAGE

The Rabtrolleys® Trolleys do not require any specialized maintenance.

To maintain optimal maneuverability the trolley shall be regularly subjected to the following operations:

- keep castors clean (remove dirt deposited on the axles that could block the castors).
- control the castors' condition and their proper functioning

In case of any anomalies regarding the wheels, please contact our sales office: info@Rabtrolley.com.

The Rabtrolley® shopping trolleys should not be stocked in the areas directly exposed to sunlight.

For outdoor storage we recommend to use the adequate trolley's shelters.

Allowed temperatures of ambient:

Maximum temperature: 50°C

Minimum temperature: - 20°C

ATTENTION!

Never use the trolleys to transport hot products, eg. breads taken out directly from the oven.

Do not expose trolleys to sources of heat or flame

Never allow the use of damaged or defective shopping trolley, whenever noticed any defective trolley, it should be immediately removed from use and repaired / replacement of a broken component.

There should be carried out periodic inspections of the technical condition of trolleys, not less frequently than every 6 months.

During the inspection, check the screws used for assembling of the trolley and tighten them if necessary.

GUARANTEE

The Rabtrolley® shopping trolleys are covered by a two-year guarantee on the body of the trolley (items made of plastic: forming a coherent whole basket and frame, flap, as well as optional shelf for bottles).

The trolley's castors and the optional coin-lock system have a two-year manufacturer's guarantee.

The warranty does not cover:

- damage caused by using the Product contrary to its intended use;
- damage caused by the use of aggressive chemical products (for the cleaning of the trolleys it is recommended only the use of water and neutral soap);
- damage caused by improper repairs and structural modifications the Product by persons who have not been authorized by the Guarantor to perform them;
- mechanical damage caused by reasons not related to the Product, e.g. scratches, dents, abrasions, dirt, caused in the course of use;
- damage caused by random events, e.g. fire, flooding;
- damage caused by transport not managed by the manufacturer.

First visual checking of the delivered trolleys should be made during unloading or within 14 days from delivery. If any damage or mistake will be found, the Producer should be informed.

TRACEABILITY

Each Rabtrolley® Trolley is equipped with a barcode label that contains, in accordance with the EU standards, the following information:

- Name and brand of producer
- Producer's address
- Commercial designation
- Load volume expressed in liters
- Load capacity expressed in kilograms
- Month and year of the production
- Numbers of the UE standards that the trolley is compatible with
- Barcode

Each finished trolley has its individual barcode, that allows to read off the kind of raw material used during its production.

This code is generated automatically by the computer system and printed on the label.



NOTE: In case of complaint it is necessary to indicate the serial number indicated on the left side of the label, above the barcode.

FIRE PROTECTION

The Rabtrolley® shopping carts should be kept away from sources of fire.

Grades of fire-resistance of Rabtrolley shopping carts:

- PA (Poliamide): HB - V2
- PP (Polypropylene): HB – V2
- PC (Polycarbonate): HB - V2



HIGHLY SELF-EXTINGUISHING PRODUCTS IN CONFORMITY OF THE STANDARD UL 94

Analysis made by the American [Underwriters Laboratories](#) are the most popular tests of flammability and self-extinguishing of polymers.

HB

This test consist in the measurement of burning time of a horizontally placed plastic sample, that has a specified thickness (3 mm), by a Bunsen flame for 30 sec.

According to the standard **UL 94 HB** {Horizontal Burning} the material is categorized a HB if the sample of the thickness of 3 mm burns at maximum speed of 76 mm/minute. The materials classified as HB are considered self-extinguishing materials.

V.0 , V.1 , V.2

These tests (**UL 94 V.0 , V.1 , V.2** – {Vertical Burning}) consist in the measurement of self-extinguishing time of a vertically placed plastic sample, that has thicknesses from 3 till 6 mm , burned by a Bunsen flame for 10 sec.

- V.0– the categorization of the material if the flame extinguishes within 10 seconds;
- V.1– the categorization of the material if the flame extinguishes within 30 seconds without dripping;
- V.2– the categorization of the material if the flame extinguishes within 30 seconds with dripping.

PRODUCER:

Rabugino Sp.zo.o.
ul. Graniczna 48, 05-825 Grodzisk Mazowiecki, Polska

www.Rabtrolley.com
info@Rabtrolley.com

DISTRIBUTOR: (space for stamp of the distributor)