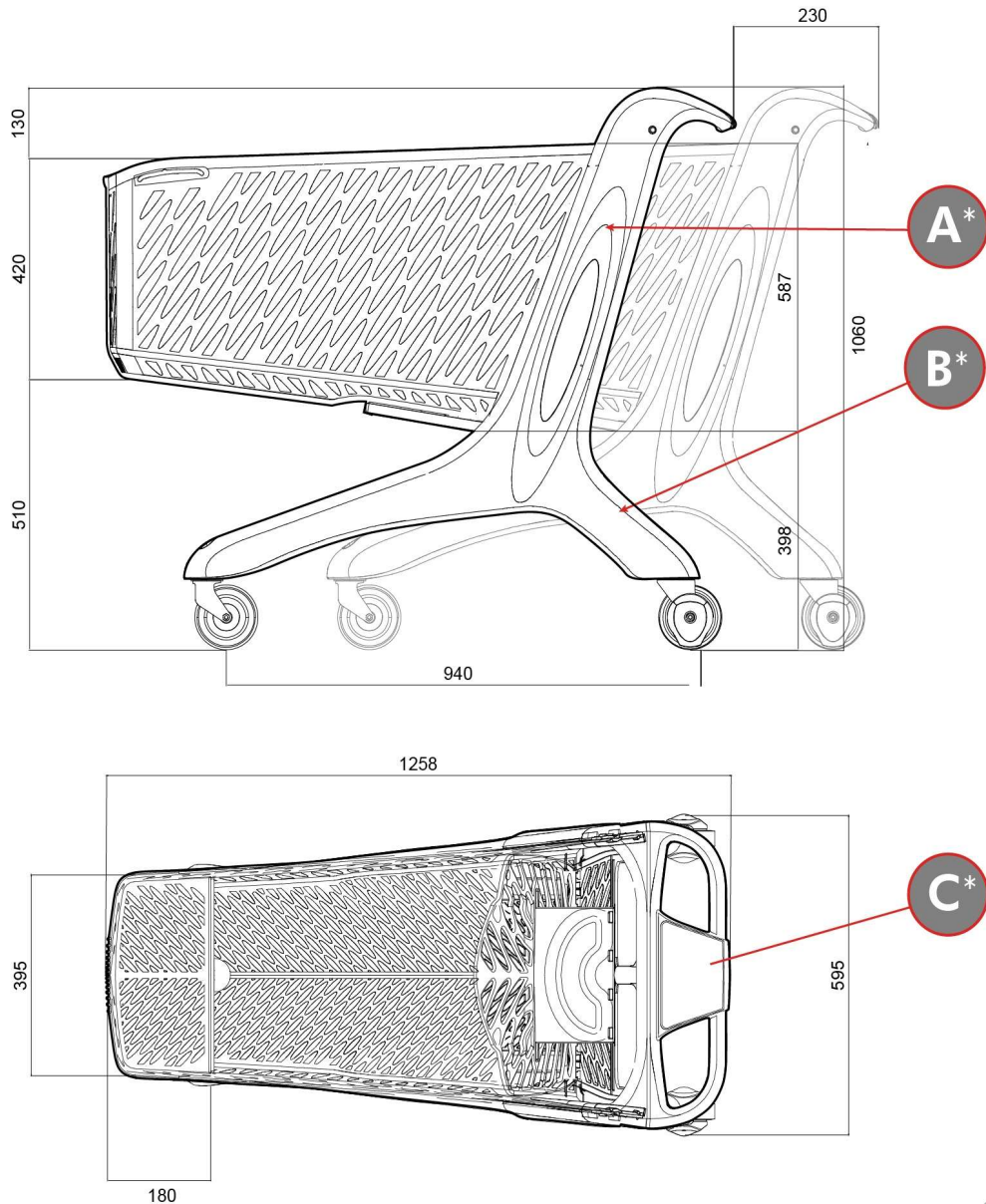
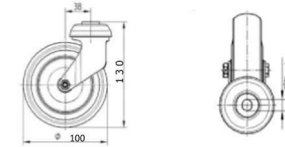


MODEL 210L MAXI



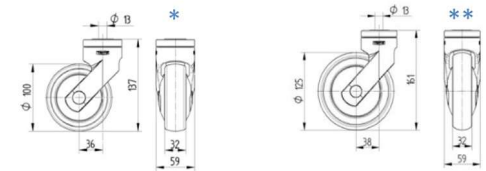
STANDARD CASTOR

Ø 100 MM



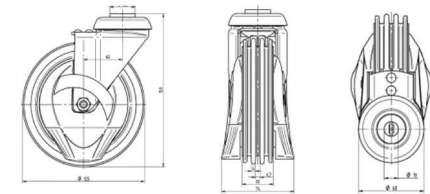
SYNTHETIC CASTOR

Ø 100 MM
Ø 125 MM



TRAVELATOR CASTOR

Ø 125 MM



TYPE	*RAW MATERIAL	WEIGHT
MAXI 210 L BASIC	A = PC (Polycarbonate) B = PA 15% GF (Polyamide) C = PP 20% T (Polipropylene)	kg 21,2
MAXI 210 L EKO	A = PC (Polycarbonate) B = PA 15% GF (Polyamide recyclate) C = PP 20% T (Polypropylene recyclate)	kg 21,2