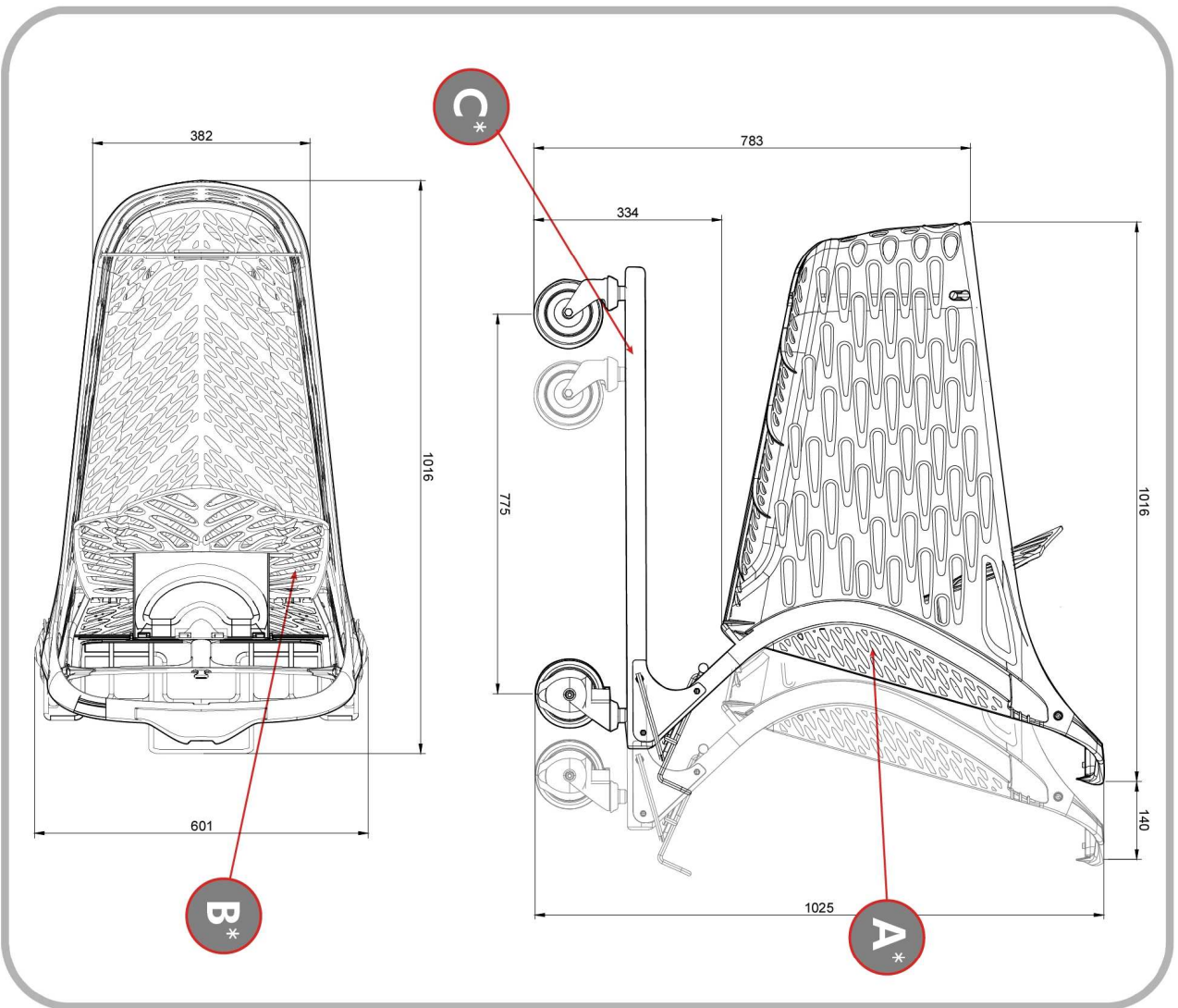


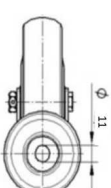
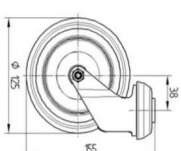
# MODEL 130L SAMBA



## STANDARD CASTOR



...

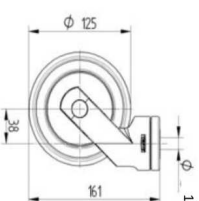


Ø 125 MM

## SYNTHETIC CASTOR



...

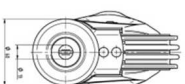
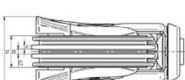
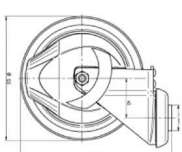


Ø 125 MM

## TRAVELATOR CASTOR



...



Ø 125 MM

### TYPE

### \*RAW MATERIAL

### WEIGHT

SAMBA

A = PP 15% GF (Polipropilene)  
B = PA 15% GF (Poliamide)  
C = Steel Frame Zinc Coated  
+ Powder Painted RAL 9007

kg  
16,0

SAMBA  
GLAMOUR

A = PC Transparent (Polycarbonat)  
B = PA 15% GF (Poliamide)  
C = Steel Frame Zinc Coated  
+ Powder Painted RAL 9007

kg  
17,0